

## MQR480-□C Series



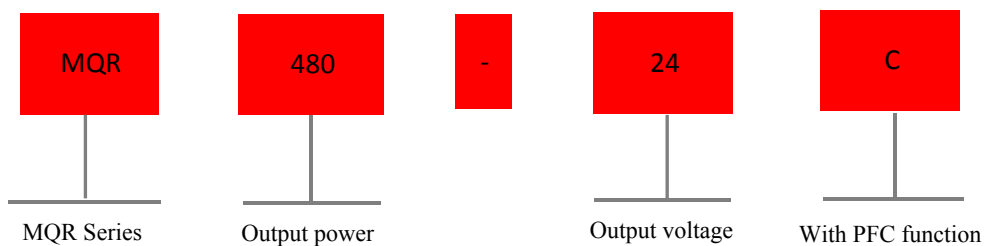
### ▲ Features

- Universal AC input/Full range
- Built-in active PFC function
- Protections: short circuit/overload/over voltage/over temperature
- Cooling by free air convection
- Can be installed on DIN rail TS-35/7.5 or 15
- 100% full load burn in-test
- 3 years warranty

### ▲ Applications

- Industrial control system
- Semiconductor fabrication equipment
- Factory automation
- Electro-mechanical apparatus

### ▲ Model code

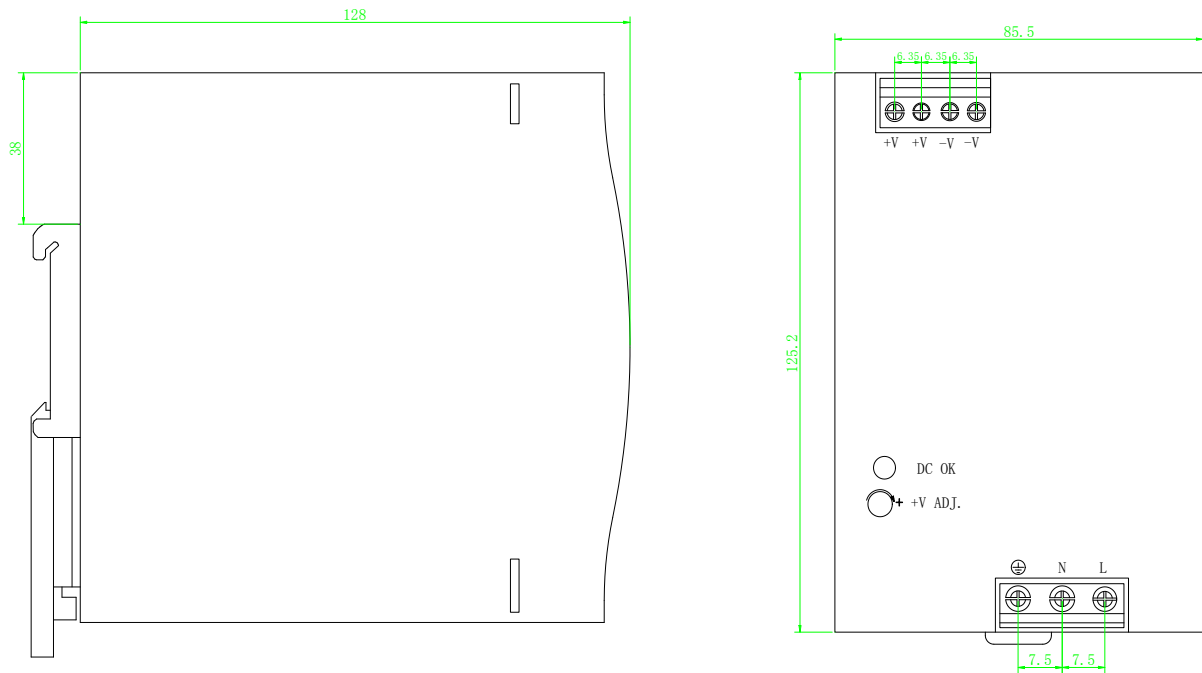




### Electrical specifications

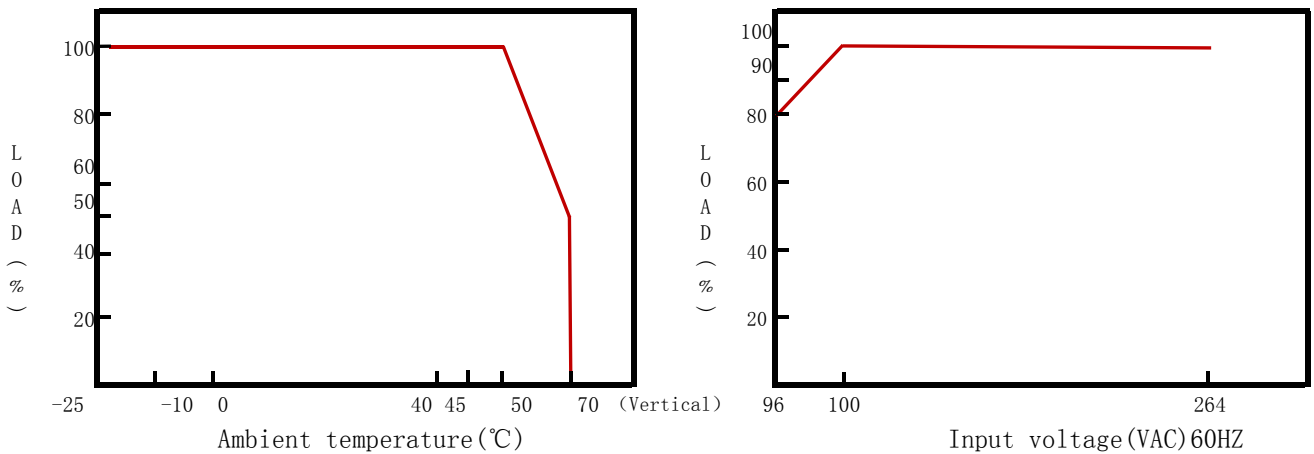
Input parameter		
Voltage range Note.1	96-264VAC 120-370VDC	
AC current	4.8A/115VAC 2.4A/230VAC	
Frequency range	47-63Hz	
Inrush current (max)	20A/115VAC 35A/230VAC	
Output parameter		
DC voltage (V)	24V	48V
Efficiency	90%	90%
Rated Current (A)	20A	10A
Rated power(W)	480W	480W
Voltage adj. range	±10%	
Ripple & noise(max )Note.2	150mVp-p	150mVp-p
Voltage tolerance Note.4	±1%	±1%
Line regulation	±0.5%	±0.5%
Load regulation	±1%	±1%
Setup, rise time	1500ms 100ms/230VAC 3000ms 100ms/115VAC(at full load)	
Hold up time	16ms/230VAC 16ms/115VAC(at full load)	
Status indicator	Green LED	
Protect function		
Overload	The rated output power is 105%-130%	
	Protection mode: Constant current limiting, until will shut down after 3sec.re-power on to recover	
Over voltage(V)	29-33V	56-65V
	Protection mode:Shut down O/P voltage ,re-power on to recover	
Over temperature	Shut down O/P voltage ,re-power on to recover	
Safety and electromagnetic compatibility		
Withstand voltage	I/P-O/P:3KVAC I/P-FG:1.5KVAC O/P-FG:0.5KVAC	
Isolation resistance	I/P-O/P,I/P-FG,O/P-FG :100M Ohms/500VDC/25°C/70% RH	
Safety specification	60950-1、GB4943.1	
EMC emission	Design reference EN55022(CISPR22)Class B,EN61000-3-2,-3	
EMC immunity	Design reference EN61000-4-2, 3, 4, 5, 6, 8, 11, EN61000-6-1, light industry level, criteria A	
Environmental parameters		
Working temperature	- 25~+70 °C (Refer to "Derating curve ")	
Storage temperature	- 40~+85°C	
Storage humidity	10-95% RH	
Vibration	10-500Hz,2G 10 min/cycle X,Y,Z axis 60 minutes.	
The other parameters		
Mean time between failure	146.8K hrs min MIL-HDBK-217F(25°C)	
Installation	Ts35 installation	
Protection class	IP20	
Weight	1.9kg	
Length*width*height	125.2*85.5*128.5	
Order data	Parameters to describes	Order type
	MQR 480W 20A/24V	MQR480-24C
	MQR 480W 10A/48V	MQR480-48C

Installation diagram



Tightening Torque Max. :10.35 kgf-cm (9 Lb-in)

Derating curve



Note:

1. Derating may be needed under low input voltage. Please check the derating curve for more details.
2. Ripple & noise are measured at 20MHZ of bandwidth by using a "12" twisted pair-wire terminated with a 0.1uf & 47uf parallel capacitor.
3. All parameters NOT specially mentioned are measured at 230VAC input, rated load and 25°C of ambient temperature.
4. Tolerance: includes set up tolerance, line regulation and load regulation.
5. The ambient temperature derating of 3.5°C/1000m with fanless models and of 5°C/1000m with fan models for operating altitude higher than 2000m(6500ft).
6. The power supply is considered a component which will be installed into a final equipment. The final equipment must be re-confirmed that it still meets EMC directives
7. Installation clearances: 40mm on top, 20mm on the bottom, 5mm on the left and right side are recommended when loaded permanently with full power, In case the adjacent device is a heat source, 15mm clearance is recommended.